

Beautiful surfaces.
Made simple



CARYSIL

minerva[®]

FITTING PERFECTION



minerva® Frosted Ember.
Tap shown is HS220 in Brushed Brass

CARYSIL



minerva[®]



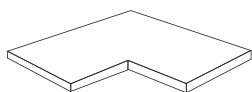
Designed by experts in surfaces.



FASTER LEAD TIMES,
QUICKER INSTALLATION

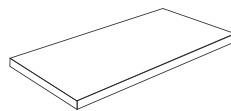
minerva cuts the wait and cost, allowing you to install your worktop alongside your kitchen with no long delays, saving you time and money.

minerva can be installed at the same time as your kitchen.... no down time, no delay, no problems.



IMPERCEPTIBLE,
SEAMLESS,
SOLID JOINTS

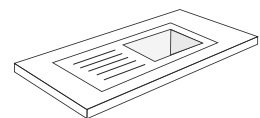
Whether you are using the services of a professional installer or doing the job yourself, **minerva** is designed to deliver the best possible aesthetic result.



FACTORY MACHINED FACE
& EDGES, ALL FINISHED
BY HAND

All **minerva** worksurfaces are supplied ready for installation with smooth factory machined face & edges all finished by hand.

No need, therefore, for time consuming and messy preparation work as face & edges are finished and ready for fitting.



PRE-FABRICATED
FEATURES

Undermounted bowls teamed with designer drainer grooves, breakfast bars, splashbacks and upstands, these are just some of the added attractions of choosing **minerva** for your kitchen.

CARYSIL



minerva® Chalk Venato

Safe

minerva® is totally silica-free and free from harmful ingredients such as Cristobalite Silica. Our **minerva**® material is safe for installers and consumers and has been produced within our state-of-the-art production facility to the highest standards.

Solid

minerva® is solid, robust, durable, food safe and completely waterproof. Coloured throughout, **minerva**® is forgiving in everyday use, while blemishes and scratches can be polished away, and unforeseen damage can be repaired.

Seamless

The composition of **minerva**® enables seamless joints, creating a smooth, uninterrupted surface with no visible joints. Impervious to moisture and easy to maintain, it provides a luxurious one-piece surface solution that is both practical and elegant.

Luxury, practicality, and no compromise with **lifetime warranty**



minerva® Carrara White

Seamless by design.



minerva® Calcutta White



minerva® Blue Venato with
CARYSIL Sommelier



minerva® Ice Crystal



Tap shown is a CARYSIL quilt mixer HS145 in Copper with a black hose

No visible joins. No dirt traps. No interruptions.

minerva® creates flowing surfaces that glide across your kitchen - even around corners and across islands.

The result? A clean, refined contemporary space that feels calm and beautifully finished.

We invest the time to make sure every edge is square, hand finishing our products.

minerva®



minerva® Grey Crystal



minerva® Blue Venato



minerva® Calcutta White shown with a CARYSIL quilt 4in1 hot water tap HS245 in Gunmetal with a black hose



minerva® care kit



minerva® care kit, keep your surfaces blemish and scratch free with help from the minerva® care kit.



Scan the QR code to purchase the care kit.

CARYSIL



minerva® Marble Wash

Tailored for your home.

Whether you want sweeping curves, a statement island or perfectly positioned drainer grooves, **minerva**® gives you design freedom without specialist installation.

From integrated sinks to bespoke layouts, your kitchen can be exactly as you imagined it. With versatility extending beyond the kitchen, **minerva**® surfaces can be seamlessly incorporated into bathrooms, utility rooms, and striking wall panels – creating a cohesive, design-led look throughout your home.

minerva®



minerva® Rondo Grey

Sustainability – without
compromise...

CARYSIL



Beautifully responsible.



We're committed to more sustainable solutions with the next generation of solid surface materials.



minerva® Rondo Grey

Our Rondo décor choices are manufactured with a minimum of **20% recycled content** - reducing reliance on virgin raw materials while maintaining the durability and elegance you expect. Subtle colours and refined textures for a more sustainable material choice, with the same **minerva®** performance.



minerva® Rondo Brown



CARYSIL UK is committed to sustainability and the need to minimise our impact upon the world. Our commitment to excellence and the environment extends across all areas of our business as demonstrated by our ISO 9001:2015 certification for quality management and our ISO 14001 certification for environmental management.



minerva® Frosted Ember with CARYSIL Sommelier
with HS245 Quilt 4 in 1 Hot Water Tap

Made for real life.


Life happens in kitchens. **minerva**® is ready for it.

See **minerva**® in a real-life situation... The above kitchen features NEW **minerva**® Frosted Ember shown with a CARYSIL Sommelier in Brushed Brass, a CARYSIL CBEN 50 white ceramic sink and a CARYSIL Quilt Digital 4 in 1 Hot Tap in Brushed Brass with black pull out hose.

CARYSIL



minerva® Blue Venato



minerva® Carrara White is a veined décor reflecting the natural appeal of stone



minerva® Peak Stone with the cool touch of solid stone



minerva® Sparkling White is reassuringly elegant with just the right amount of sparkle



Scan the QR code to see this kitchen come to life, see it being fitted, see it completed and see how to care and clean your surface for complete peace of mind, **SAFE, SOLID, SEAMLESS**. Add **CARYSIL** sinks, taps, and accessories for the complete look.

minerva®


minerva® Frosted Ember with
CARYSIL Sommelier



Scan the QR code
for more information
on Sommelier



minerva® Ice Blue



minerva® Grey Storm

CARYSIL



CARYSIL Sommelier

A bottle needs to be two things... at the right temperature and within reach. The CARYSIL Sommelier integrates into any worksurface to keep a chilled bottle at its opening temperature, without any ice or drips.

Simply take a cold bottle from the fridge, pour a glass and pop it in the CARYSIL Sommelier, no need for ice. Perfect for any chilled drinks from champagne, white or rosé wines to red wines with our Sommelier which has a temperature mode to keep red wines at their ideal temperature of 12-18°C.

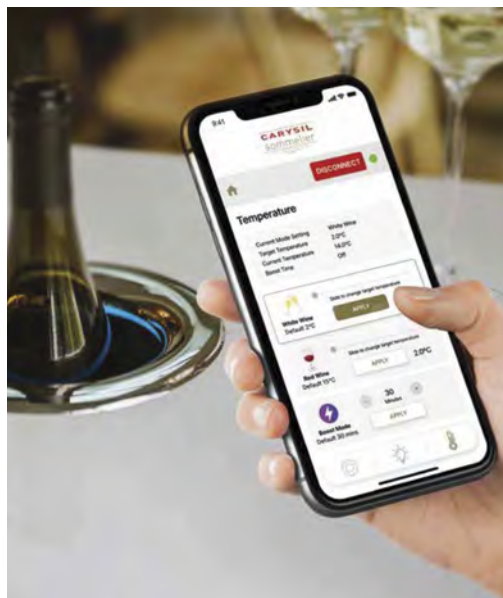
With touch control lighting to suit any mood or time of the day it can be installed into any worksurface.



Crowns available in six colours



Set the mood, lighting and temperature of your CARYSIL Sommelier remotely.



Colour Change

Set the mood by changing the ambient lighting in your crown remotely through our App.



Temperature Control

In addition to the standard three temperature settings you can set the temperature to your requirements through our App by using the slide bar.




Temperature Status

Check the status of the current temperature in the chamber and the target temperature.

Register your product warranty, set password and personal details and receive software updates through our App.

Download the Carysil Sommelier App from:





Your sink. Your style.

Choose from steel, ceramic, or granite options - all factory prepared for a precise, elegant finish. Multiple bowl configurations ensure your kitchen works exactly how you need it to.

minerva® sink modules are available as 3 metre boards as standard, with a selection of bowl options being available in 1.5 metres and Integrated 2.2 metres.

All **minerva**® sink modules are supplied as either left or right hand bowl which must be specified at the time of order. Images shown are left hand bowl. All bowls are suitable for use with waste disposal units and hot water taps.

KEY:

- 450** Will fit into 450mm base cabinet
- 500** Will fit into 500mm base cabinet
- 600** Will fit into 600mm base cabinet
- 650+** Will fit into base cabinet openings over 650mm

S All bowls are SS304 (18/10) grade steel

↗ The notching of the cabinet may be required to fit this sink into the minimum base unit shown. Please note appliances in adjacent units may not allow unit to be notched, if in doubt please take expert advice.


Ceramic sinks (Crystal series)

Our ceramic sinks have been manufactured in our factory from the finest fireclay. Each sink is unique and hand-finished in brilliant white lustre with a high gloss glaze.

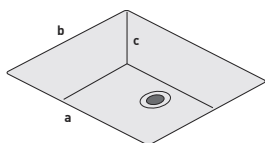
- 12mm radius corners
- Installation may require additional support
- Available in both 3 metre and 1.5 metre board options
- FFC (Fine fireclay material) with glazed surface
- Boiling tap compatible
- Lifetime warranty on the sink bowls




Single bowl



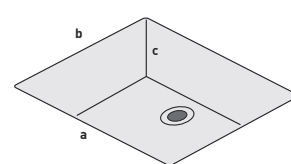
- a. 390mm
- b. 390mm
- c. 195mm




Super large bowl



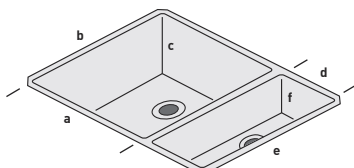
- a. 490mm
- b. 390mm
- c. 195mm



1.5 Designer bowl



- a. 330mm
- b. 390mm
- c. 195mm
- d. 155mm
- e. 390mm
- f. 140mm



PVD Coloured waste kits available



Black



Copper



Gunmetal



Gold



Scan the QR code for more information

minerva[®]


Granite undermount sinks (Enigma series)

Our granite undermount selection offers great durability and a simple uncluttered design. Add the choice of six colourways and the options are plentiful.

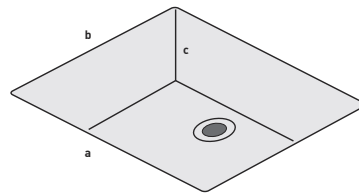
- 12mm radius corners
- Boiling tap compatible
- Lifetime warranty
- Available in both 3 metre and 1.5 metre board options
- Plumbing kit supplied
- Fitting clips supplied
- German SCHOCK Technology



Single bowl



- a. 400mm
- b. 400mm
- c. 200mm



Available in the following colours



Black



Graphite



White



Fossil




Gunmetal

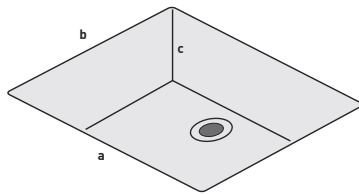


Champagne

Super large bowl



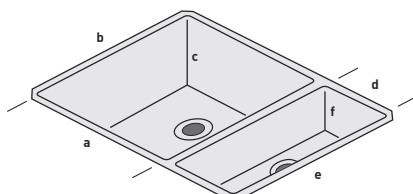
- a. 500mm
- b. 400mm
- c. 200mm



1.5 Designer bowl



- a. 335mm
- b. 400mm
- c. 200mm
- d. 155mm
- e. 400mm
- f. 140mm



PVD Coloured waste kits available



Black



Copper



Gunmetal



Gold



Scan the QR code for more information

Integrated sinks (Sensa series)

The ultimate sink module is here! For the ultimate in luxury our integrated sink has sides formed from minerva surface material to give the perfect match. Paired with a steel bowl in a choice of four finishes you can make this the centrepiece of your new kitchen.

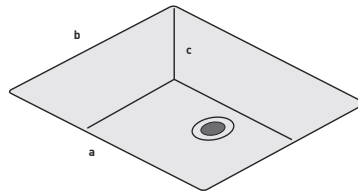
- Plumbing kit supplied
- Boiling tap compatible
- Fully fabricated at our factory
- Comes with matching coloured waste kits



Large bowl



a. 400mm
b. 370mm
c. 210mm



Available in the following colours



Copper



Gold/Brass



Gunmetal

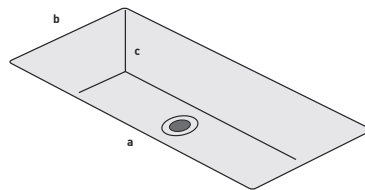


Steel


Ultra large bowl



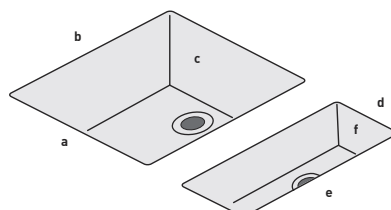
a. 630mm
b. 370mm
c. 210mm



1.5 Duo bowl



a. 400mm d. 160mm
b. 370mm e. 370mm
c. 210mm f. 155mm



Scan the QR code for more information

Steel 10mm internal radius undermount sinks (Luca series)

For a more contemporary feel look no further than our 10mm radius steel undermounts. The tighter 10mm radius and pressed drainer channels give a clean modern feel and the simple drainer groove finish allows for the tap to be located to your own requirements.

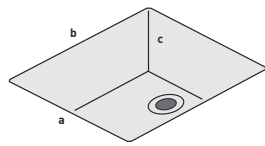
- 10mm radius corners
- Boiling tap compatible
- Available in both 3 metre and 1.5 metre board options
- Plumbing kit supplied
- Fitting clips & sealant supplied





Single bowl    



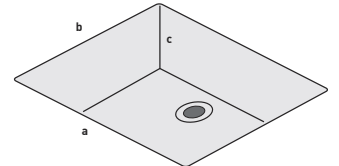
- a. 340mm
- b. 400mm
- c. 190mm



Super large bowl   



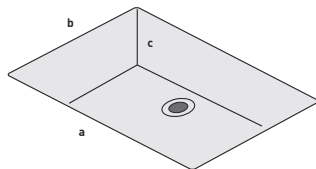
- a. 410mm
- b. 400mm
- c. 190mm



Ultra large bowl    



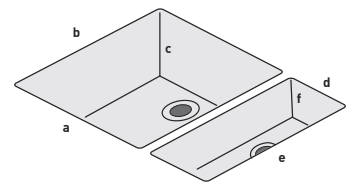
- a. 550mm
- b. 400mm
- c. 190mm





1.5 Duo bowl   



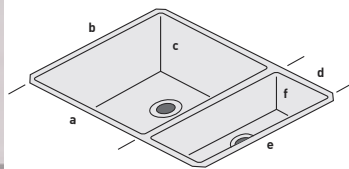
- a. 340mm
- b. 400mm
- c. 190mm
- d. 180mm
- e. 400mm
- f. 125mm



1.5 Designer bowl   



- a. 550mm
- b. 340mm
- c. 190mm
- d. 180mm
- e. 400mm
- f. 125mm



Scan the QR code for more information

LH & RH versions available

Steel 25mm internal radius undermount sinks (Rhombus series)

Our original and still best-selling sink combination, radius 25mm corners and deep bowl combination in a prefabricated module, our inset bowl with draining board combination prefabricated and ready to go.

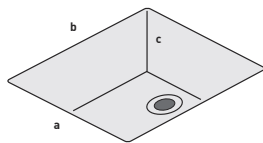
- 25mm radius corners
- Boiling tap compatible
- Plumbing kit supplied
- Fitting clips & sealant supplied



Single bowl



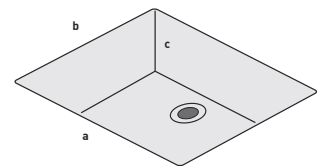
- a. 340mm
- b. 400mm
- c. 190mm



Super large bowl



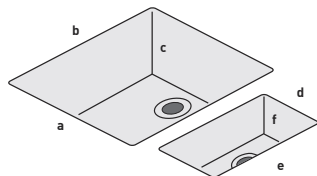
- a. 480mm
- b. 400mm
- c. 200mm



1.5 Duo bowl



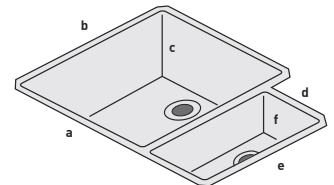
- a. 340mm
- b. 400mm
- c. 190mm
- d. 160mm
- e. 300mm
- f. 120mm



1.5 Designer bowl



- a. 340mm
- b. 400mm
- c. 190mm
- d. 160mm
- e. 300mm
- f. 120mm



LH & RH versions available

Whilst **minerva**® sink modules are made from a solid piece of material, the recessed sections may have a slightly different pattern on some décors due to the spread of the coloured chips.



Scan the QR code for more information



minerva® Calcutta White

CARYSIL

Make a statement.

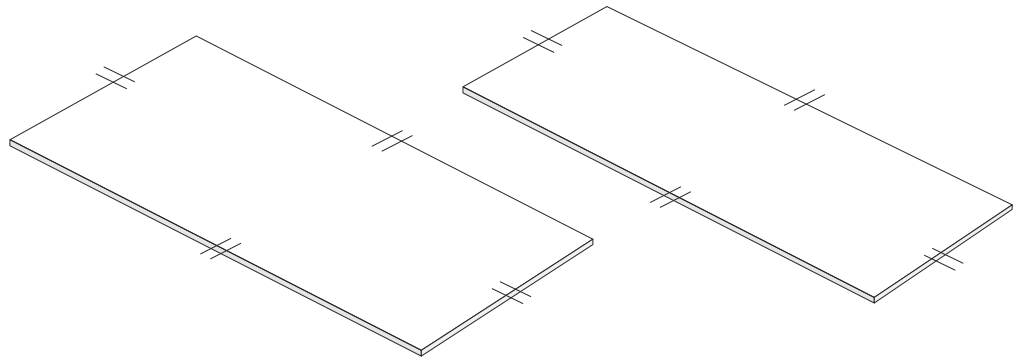
Islands & breakfast bars

Larger format islands to create a striking focal point in your kitchen. Perfect for everything from entertaining to everyday life.

We've invested in our production processes to allow us to offer larger islands and breakfast bars in some decors as standard items. With Calcutta, this would allow veining to flow beautifully across the surface – saving you installation time.

- Island
3050 x 1240 x 25mm*

- Breakfast bar
3050 x 940 x 25mm†



||| Factory finished edge

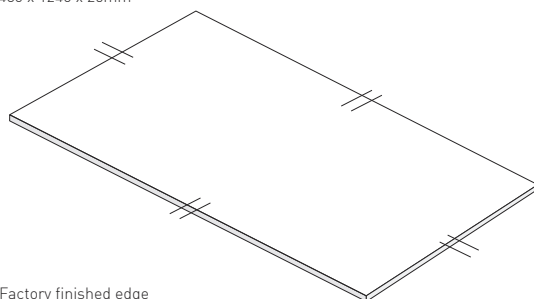
* sizes unique to Calcutta White only

† sizes unique to Calcutta White & Calcutta Gold only



minerva® Carrara White with integrated sensa sink in copper. Tap shown is a CARYSIL Quilt mixer HS145 with black hose

- Island
2480 x 1240 x 25mm



||| Factory finished edge

Available in:

White | Sparkling White | Ice Crystal
Copper Fleck | Carrara White | Grey Crystal
Marble Wash | Grey Storm | Chalk Venato
Blue Venato | Calcutta White | Calcutta Gold

minerva®

minerva® décor collection.



minerva® White (WH)
Price Group 1



minerva® Ice Crystal (IC)
Price Group 2



minerva® Grey Crystal (GC)
Price Group 2




minerva® Rondo Grey (RG)
Price Group 2



minerva® Rondo Brown (RB)
Price Group 2



minerva® Ice Blue (IB)
Price Group 2



minerva® Peak Stone (PS)
Price Group 2



minerva® Carrara White* (CA)
Price Group 3
(Veined décor)



minerva® Travertine Haze* (TH)
Price Group 3
(Veined décor)



Scan the QR code
to request a sample

*Each of these worksurfaces are unique, reflecting the natural appeal of marble and stone.

Whilst **minerva** sink modules are made from a solid piece of material, the recessed sections may have a slightly different pattern on some décors due to the spread of the coloured chips. Due to the nature of the particulate used in producing **minerva** Copper Fleck solid worksurfaces, it is possible that some slight unevenness may be felt in the finished surface. This added texture is quite normal and does not affect the use of the worktop.



minerva Copper Fleck (CF)
Price Group 3



minerva Sparkling White (SW)
Price Group 3



minerva Chalk Venato* (CV)
Price Group 3
(Veined décor)



minerva Marble Wash* (MW)
Price Group 3
(Veined décor)



minerva Grey Storm* (GS)
Price Group 3
(Veined décor)



minerva Blue Venato* (BV)
Price Group 3
(Veined décor)

NEW



minerva Frosted Ember* (FE)
Price Group 3



minerva Calcutta White* (CT)
Price Group 4

NEW



minerva Calcutta Gold* (AU)
Price Group 4
(Veined décor)

Price Group 1 (WH) White

Price Group 2 (IC) Ice Crystal, (GC) Grey Crystal, (RG) Rondo Grey, (RB) Rondo Brown, (IB) Ice Blue, (PS) Peak Stone

Price Group 3 (CA) Carrara White*, (TH) Travertine Haze*, (CF) Copper Fleck, (SW) Sparkling White, (CV) Chalk Venato*, (MW) Marble Wash*, (GS) Grey Storm*, (BV) Blue Venato*, (FE) Frosted Ember*

Price Group 4 (CT) Calcutta White*, (AU) Calcutta Gold*



minerva® Calcutta Gold

CARYSIL



minerva®

Custom service.

Your kitchen should be everything you've dreamed of.

Seamless larger islands or far left or right drainer grooves? No problem with our Custom Service department. Make the unique achievable – before delivery – thanks to our expert manufacturing techniques.

Edge detail can completely change the appearance of a worktop. To create a bespoke look and the ideal appearance, just contact Custom Service to see what's possible.



minerva® Frosted Ember



minerva® Marble Wash



minerva® Chalk Venato



minerva® Carrara White - edge detail can completely change the appearance of a worktop

minerva® solid surfaces come with our **lifetime warranty*** and are supported by the FIRA Gold Award for product excellence – this is testimony to the fact that we use only the most superior materials and our products are constantly tested to ensure they are manufactured to the highest standards.



minerva® has been developed for the domestic environment, especially the kitchen. Although no 'special' maintenance is needed, we recommend the following is adhered to, as prevention is always better than cure.

Routine cleaning & Staining

minerva® is a non-porous surface, making it resistant to most household chemicals, including alcohol and cosmetics. It requires no specialist cleaning - everyday dirt can be removed with a damp cloth and soapy water, followed by rinsing and drying. For more stubborn marks, a mild abrasive cleaner can be used, though harsh scouring powders should be avoided.

While durable, some strong chemicals and dyes may cause damage or discolouration, so spills should be wiped away immediately and the area rinsed thoroughly. If in doubt, please refer to the care and maintenance guide.

Maintenance

Kitchen utensils and crockery, particularly unglazed bases, may cause scratches which will be more noticeable on darker colours. Minor scratches can easily be removed using the grey abrasive pad and other items from the **minerva**® care kit.

The surfaces are repairable – however we recommend you use a trivet for hot cookware and a chopping board for food preparation. Please refer to the care and maintenance guide.

Standard woodworking tools

minerva® can easily be cut on site ready for jointing using standard woodworking tools and equipment.

Our commitment to customer service

When you choose **minerva**® you do so secure in the knowledge that you are buying a proven, reliable product; a product that is truly at the forefront of modern worksurface technology.

Our Customer Care department is on hand to offer you help, support and advice all year round.

Call: 0333 9964 703

Accessories

- **minerva**® jointing kit (75ml adhesive sachet, sanding discs and grey abrasive pad to finish)
- **minerva**® care kit (countertop cleaner, ergonomic foam sanding pad, microfibre cleaning cloth, 2x 320 grit sanding discs and grey abrasive pad)

Additional accessories and adhesives are available at www.minerva.co.uk



As a partner of the Worktop Fabricators Federation, CARYSIL is committed to promoting safer fabrication practices, higher professional standards and greater awareness of workplace health across the UK surfaces industry.



As a member of the KBSA, CARYSIL is strengthening its support for retailers by providing trusted products, dedicated resources and the expertise needed to succeed in a competitive market.



CARYSIL UK is committed to sustainability and the need to minimise our impact upon the world. Our commitment to excellence and the environment extends across all areas of our business as demonstrated by our ISO 9001:2015 certification for quality management and our ISO 14001 certification for environmental management.



minerva® is a registered trademark of CARYSIL Surfaces Limited. Copyright © CARYSIL Surfaces Limited 2026. Disclaimer: Colours are as accurate as the printing process allows. As part of a process of on-going innovation, we reserve the right to change specifications without prior notice.

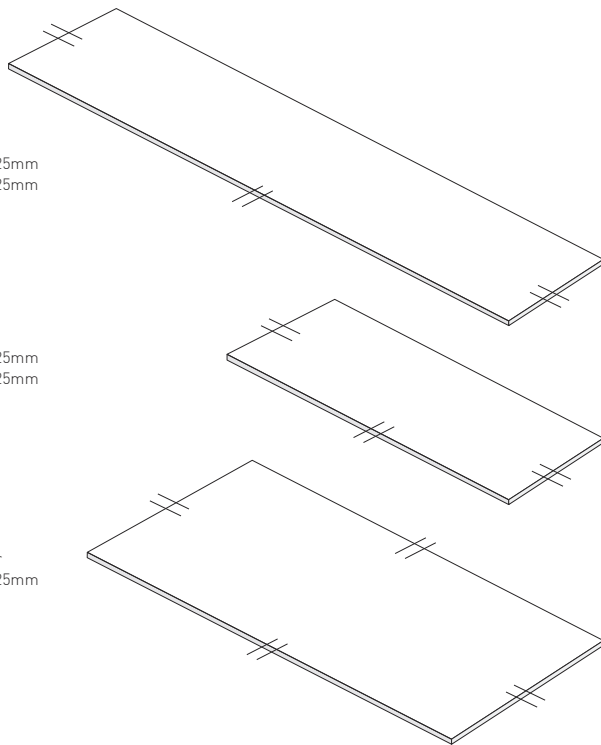


*Warranty covers manufacturing not installation. In order to validate this warranty, the registration form included within each product must be completed and returned. Alternatively you can register your warranty online at www.carysil.co.uk/minerva

Standard range & sizes.

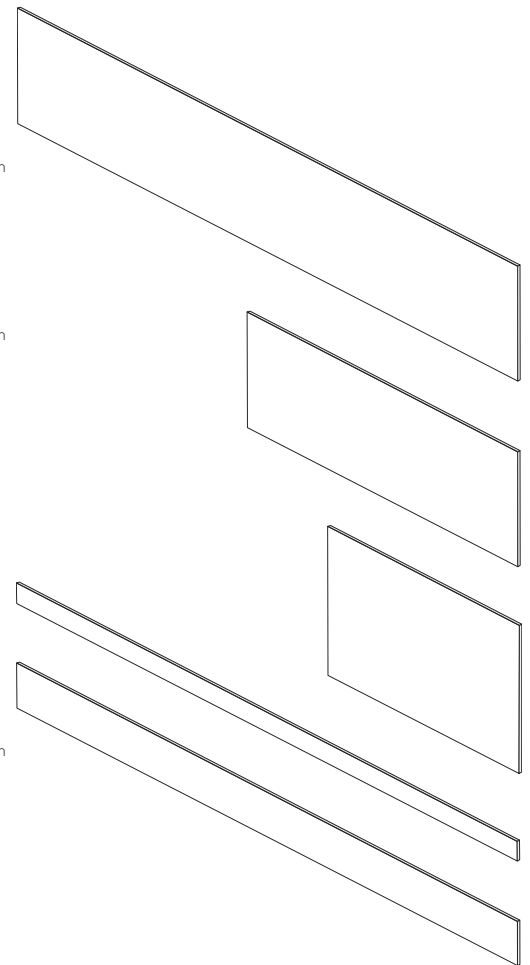
Worksurfaces

- Worksurface
3050 x 600 x 25mm
3050 x 650 x 25mm
- Worksurface
1500 x 600 x 25mm
1500 x 650 x 25mm
- Breakfast bar
2100 x 900 x 25mm



Splashbacks & upstands

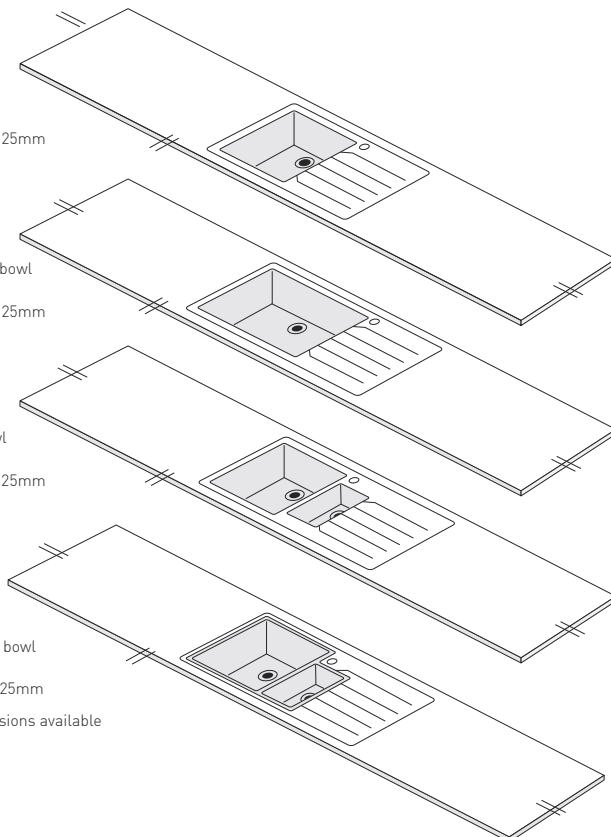
- Splashback
3050 x 600 x 12.5mm
- Splashback
1500 x 600 x 12.5mm
- Splashback
900 x 750 x 12.5mm
- Upstand
3050 x 70 x 12.5mm
- Upstand
3050 x 150 x 12.5mm



Sink modules

Steel 25mm internal radius undermount sinks

- Single bowl
Steel
3050 x 650 x 25mm
- Super large bowl
Steel
3050 x 650 x 25mm
- 1.5 Duo bowl
Steel
3050 x 650 x 25mm
- 1.5 Designer bowl
Steel
3050 x 650 x 25mm
LH & RH versions available

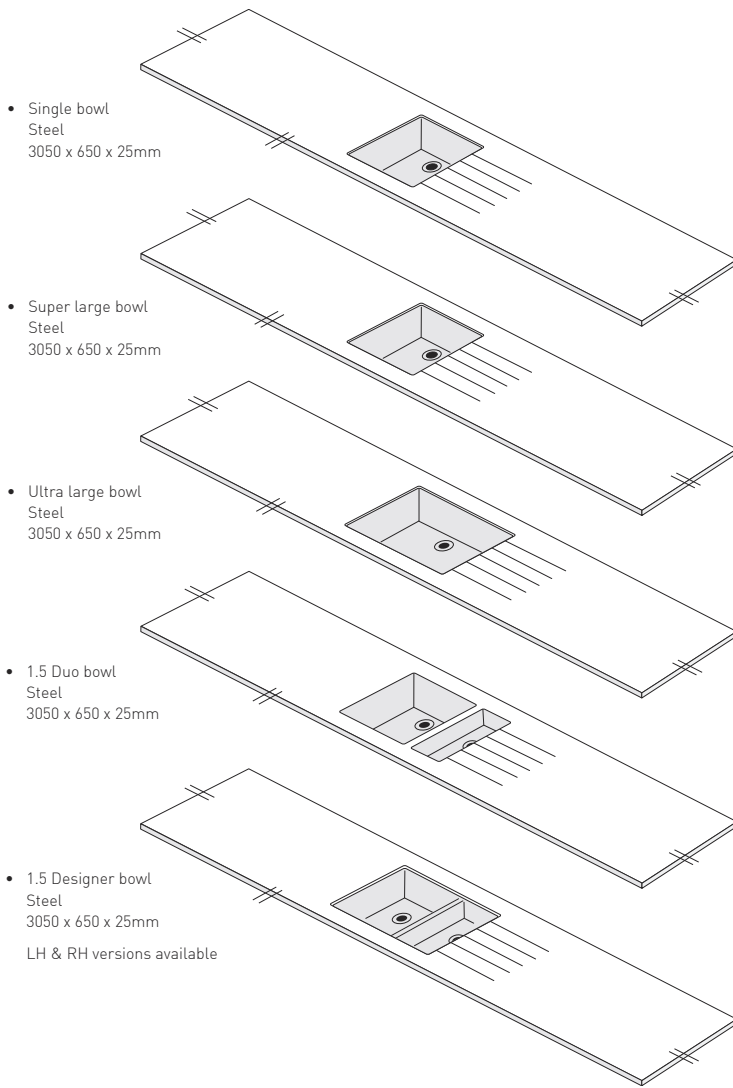


- Steel and granite bowls supplied separately for easy on site fixing
- Integrated bowls are factory fitted
- All décors are available in these sizes as standard

||| Factory finished edge — Unfinished edges

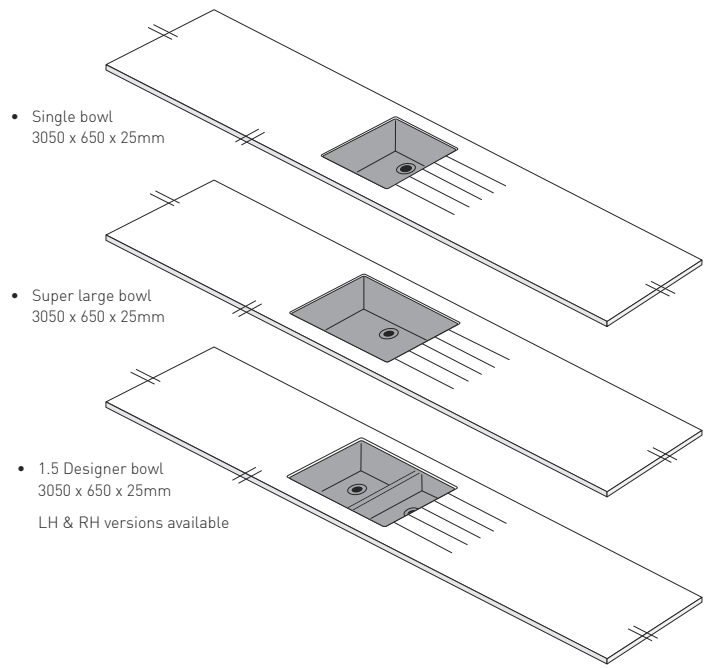
Steel 10mm internal radius undermount sinks

Also available in 1500mm size offering

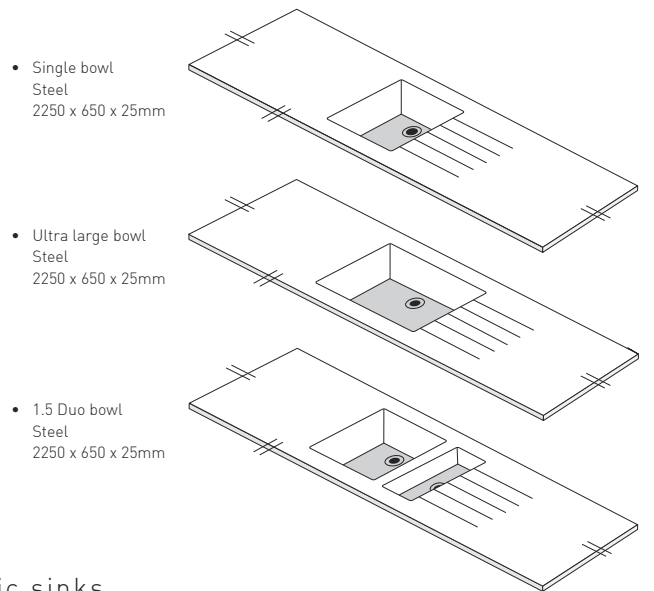


Granite undermount sinks

Also available in 1500mm size offering

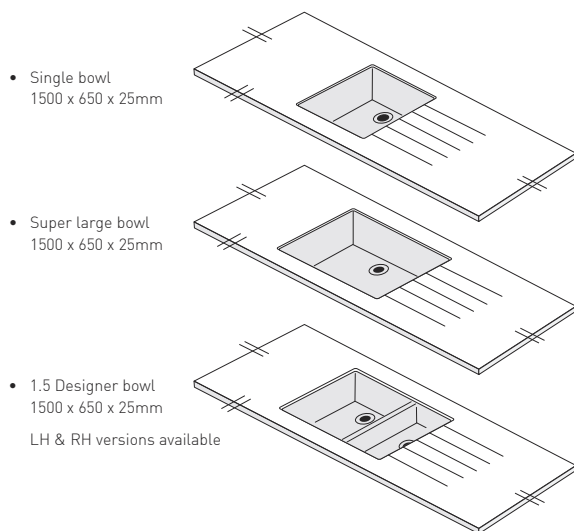


Integrated sinks



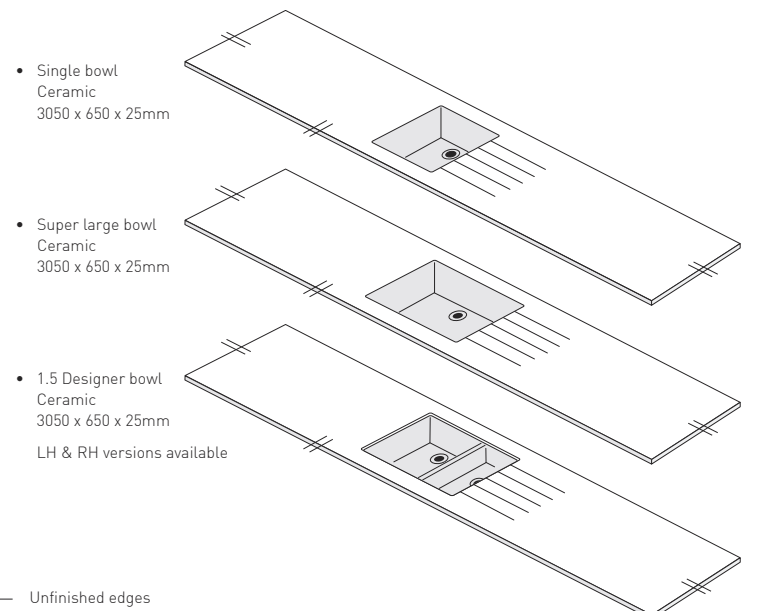
1500 sink modules

Available in Steel 10mm, Ceramic and Granite



Ceramic sinks

Also available in 1500mm size offering



||| Factory finished edge

— Unfinished edges

CARYSIL

